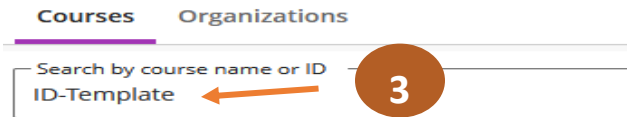
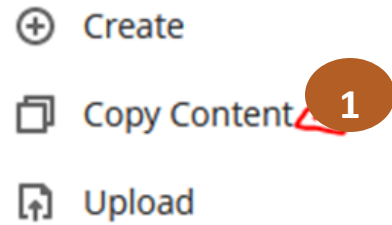
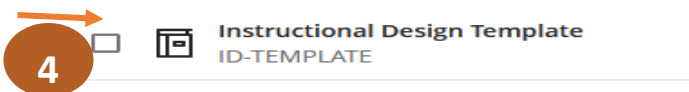


# Copying Template into Course

1. Contact Angela and ask to be added to the **ID-Template**
2. In your course select the “+” to add content —> Copy Content
3. Search for the course ID-Template

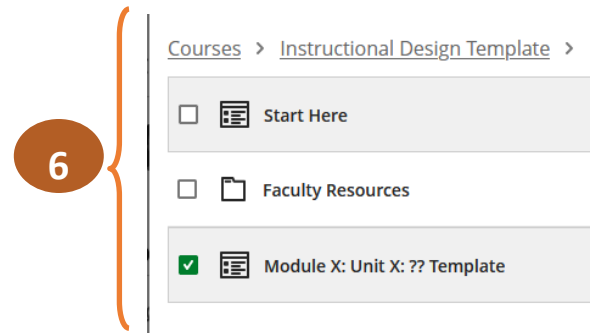


## Courses



6. Select the template piece that you would like to copy over to your course.
  - Note you can pick and choose what you would like to have brought over to your course.
  - Click on the Learning module to select the items within it.

4. Click on the Instructional Design Template
5. Click on the Content Folder



Repeat steps as needed by copying from the ID-Template or copying within your own courses.